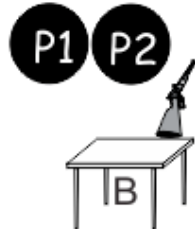


10 RIFLE staged safely
10 PISTOL Holstered
4+S/G staged safely

STAGE 1



R1 R2



Starting at position of choice. Rifle & S/G staged safely. Rifle can not be last. Must use 2 positions. Hands crossed at chest. When ready say: **Por Favor' Dos Taco's**

ATB: If starting with Rifle, engage targets 1-2 in a continuous 1-2-4-2-1 sweep for a total of 10 rounds. (May start on either end). Shoot Pistols using rifle instructions.

Shoot **shotgun** targets until down, any order.

Stage 2



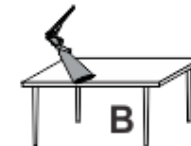
10 RIFLE staged safely
10 PISTOL Hostered
4+ S/G staged safely



R1 R2



P1 P2



Start at Position of choice. Rifle can not be last. **Must use 2 positions.** Stage Rifle & S/G safely. **Hands at sides.** When ready say: **It's a good day for a hanging!**

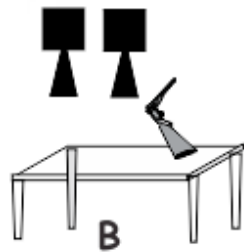
ATB: If starting w/ Pistol(s) shoot a Lawrence Welk alternating with the two targets for 10 rounds. Engage Rifle targets with same instructions as pistol.

Engage S/G targets until down. Any order.

10 RIFLE staged safely
10 PISTOL Hostered
4+ S/G staged safely



Stage 3



Start at Position and firearm of choice. Rifle can not be last. **Must use both positions.** Stage Rifle & S/G safely. **Hands behind back.** When Ready say: **Let it Rip amigos!**

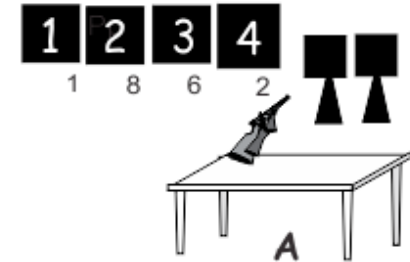
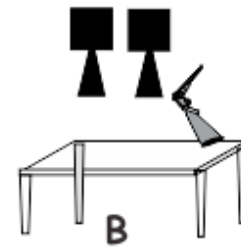
ATB: If starting w/rifle, engage Target 2 two times THEN sweep 1-2-3 targets, engage target 3 two times then sweep 2-3-4. Engage pistols targets with same rifle instructions.

Then engage first 2 S/G targets until down, move safely to opposition position and engage

Stage 4



7 RIFLE Staged safely
10 PISTOL Holstered
4+ Shotgun Staged safely



Start at Position & firearm of choice. Rifle can not be last. Must use 2 positions. Rifle & S/G staged safely. **Hands at Texas surrender.** This is a round count stage. When ready say: **1862 The battle of Pubela against the French!**

ATB: With pistols & Rifle, engage 1-4 any order, however shoot 1 round on target 1, 8 on target 2, 6 on target 3 and 2 on target 4.


Engage first 2 S/G targets until down. Take S/G to opposite position, THEN engage last 2 S/G targets until down.

10 RIFLE Staged safely
 10 PISTOL Holstered
 4+ Shotgun Staged safely

Stage 5



R1 R2 R3 R4 R5



P1 P2 P3 P4 P5



Start at position of choice. Rifle can not be last. Must use 2 positions. **Hands flat on table but may be touching rifle.** When ready say: It's a Whiskey Road Sweep!

ATB: If beginning w/rifle engage **Rifle** targets 1-5 in a Whiskey Road Sweep. **Double tap R1**, then sweep R2-R3-R4. **Double tap R5**, then sweep R4-R3-R2. With **S/G** engage until down. Engage **Pistols** with same instructions as rifle.


Stage 6



10 RIFLE Staged safely
 10 PISTOL Holstered
 4+ Shotgun Staged safely



R1 R2 R3 R4 R5



P1 P2 P3 P4 P5




Start at position & firearm of choice. Rifle can not be last. Must use 2 positions. **Hands on gun(s) of choice.** When ready say: **Do you have my back??**

ATB: If starting with S/G--shoot any order. If with Pistols or Rifle engage in a **Double tap** outside, outside, inside, inside center for a total of 10 Rounds. May start at either end. Move to opposite table, if at B, engage S/G (any order) until down. If at A, engage Pistol with same instructions as Rifle.

Stage 4BU



10 RIFLE Staged safely
10 PISTOL Holstered
4+ Shotgun Staged safely



Start at position & Firearm of choice. Rifle can not be last. Must use 2 positions. **Hands on S/G belt.** When ready say: **This ain't the 3:10 to YUMA!**

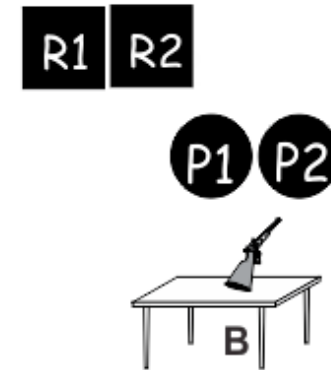
ATB: If with Pistols or Rifle engage in a 2 on T1, 4 on T2, 6 on T3 and 8 on T4. This is a round count stage for a total of 10 rounds.

If starting with S/G--shoot first two any order, then move to opposite position and shoot remaining 2 S/G targets.

STAGE 3BU



10 RIFLE staged safely
10 PISTOL holstered
4+ S/G staged safely



Start at Position & firearm of choice, Rifle may not be last. Must use 2 positions. **Hands touching hat.** When ready say: **I love hot and spicy!**

ATB: if starting w/Rifle engage both targets once alternating for 10 rounds.

Engage S/G until down, any order.

Engage Pistol targets with same instructions as rifle.