



10 RIFLE staged safely  
10 PISTOL Holstered  
2+ S/G staged safely.

## Stage 1

## Stage 2

10 RIFLE staged safely  
10 PISTOL Holstered  
2+ S/G staged safely



Position of choice. Gun of choice at the ready.  
Rifle can not be last. Must use both positions.  
When ready say: **I'm your Huckleberry!**

ATB: If starting with **Rifle** or **Pistol**, engage targets in a reversed Lawrence Welk (4, 3, 2, 1) (May start on either end).

Shoot **S/G** targets until down, any order.  
Remember must use both positions.

Position of choice. Gun of Choice, Must use both positions. Rifle can not be last. Hands at sides.  
When ready say: **It's a good day for a hanging!**

ATB: If with **Pistols** alternate with a double taps for 10 rounds. May start at either end.  
If starting w/**Rifle** targets use same instructions as **pistol**.

With **S/G** Engage targets until down, any order.

10 RIFLE staged safely  
10 PISTOL Holstered  
3+ S/G staged safely

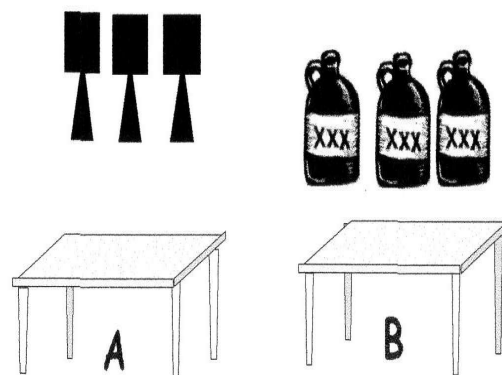
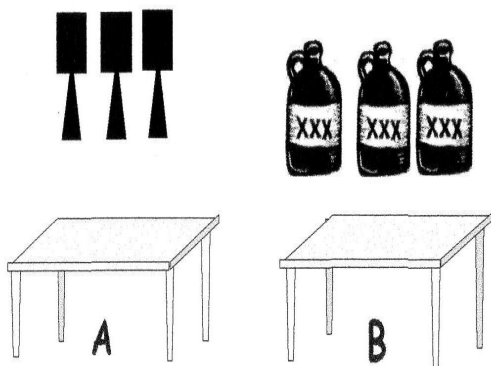
## Stage 3

## Stage 4

10 RIFLE Staged safely  
10 PISTOL Holstered  
3+ Shotgun Staged safely

R1 R2 R3

R R R



Position of choice. Gun of Choice. Must use both positions. Rifle can not be last. Hands at Texas surrender. When ready say: Looks like a storm is brewing.

ATB: If w/Rifle from L to R, engage in a 2-2-1 sweep, then start on far right target with a 2-2-1 sweep (R to L) for 10 rounds.

If with S/G engage S/G targets until down.

Engage Pistol targets with same instructions as rifle.

Gun of choice. Position of choice. Must use both positions. Rifle can not be last. Hands at Texas surrender. When ready say: Its time for a showdown!

ATB: If starting with Pistol engage targets in a 1-1-3 sweep, then starting from opposite end with 2nd pistol (1-1-3) sweep.

If with S/G, engage S/G targets until down.

Engage rifle target using pistol instructions.

