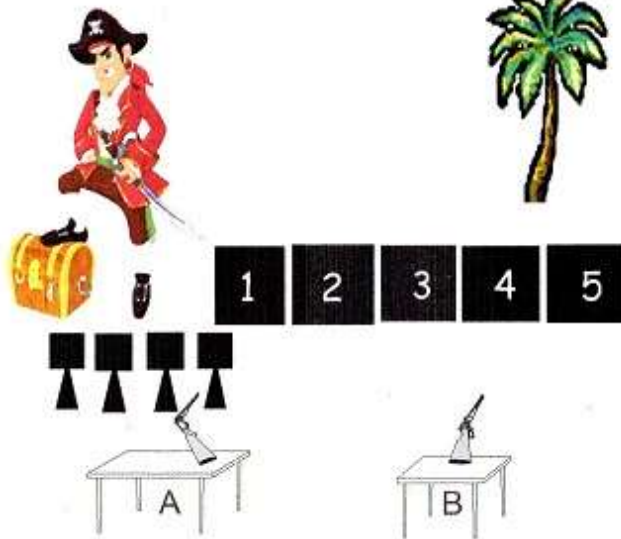


10 RIFLE staged safely  
 10 PISTOL Holstered  
 4+S/G staged safely

### STAGE 1




Starting at position of choice. Rifle & S/G staged safely. Rifle can not be last. Must use 2 positions. Hands crossed at chest. When ready say: Blimey! Blow the man down!

ATB: If starting with Rifle, engage targets 1-5 in a continuous 1-2-4-2-1 sweep for a total of 10 rounds. (May start on either end). Shoot Pistols using rifle instructions.

Shoot shotgun targets until down, any order.

10 RIFLE staged safely  
 10 PISTOL Hostered  
 4+ S/G staged safely

### Stage 2



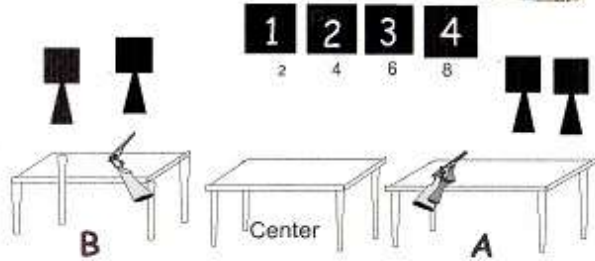
Start at Position of choice. Rifle can not be last. Must use 2 positions. Stage Rifle & S/G safely. Hands on hips. When ready say: Your never too old to HULA! (then wiggle hips)

ATB: If starting w/ Pistol(s) engage targets in a 2, 3 2, 3 sweep skipping the center target. Engage Rifle targets with same instructions as pistol.

Engage S/G targets until down. Any order.

10 RIFLE staged safely  
 10 PISTOL Hostered  
 4+ S/G staged safely

### Stage 3



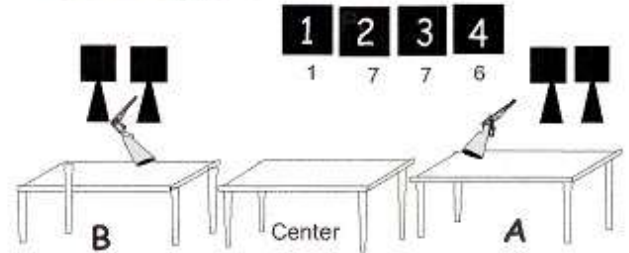
Start at Position and firearm of choice. Rifle can not be last. Must use min 2 positions. Stage Rifle & S/G safely. Hands at Texas surrender. When Ready say: Arr! this is a 2-4-6-8 stage!

ATB: Using both rifle & pistol, engage Target 1 - two times, target 2 - four times, target 3 - six times and target 4 - eight times. May start at either end.

Engage first 2 S/G targets until down, move safely to opposition position and engage last two S/G targets until down.

### Stage 4

10+1 RIFLE Staged safely  
 10 PISTOL Holstered  
 4+ Shotgun Staged safely



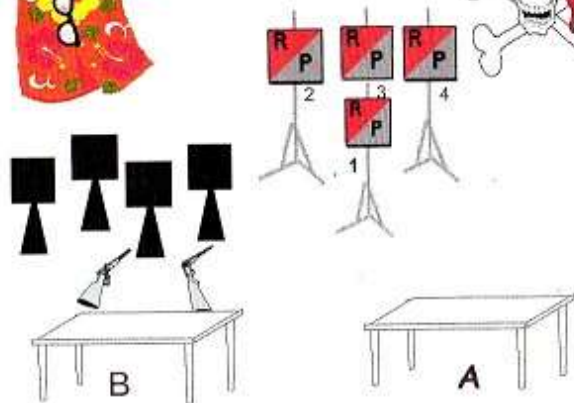
Start at Position & firearm of choice. Rifle can not be last. Must use min 2 positions. Rifle & S/G staged safely. Hands **FLAT** on table. This is a round count stage. When ready say: **1776 Give me liberty or give me death!!**

ATB: With pistols & Rifle, engage 1-4 any order, however must shoot 1 round on target 1, 7 on target 2, 7 on target 3 and 6 on target 4. Engage first 2 S/G targets until down. Take S/G to opposite position, THEN engage last 2 S/G targets until down. You may reload 1 in rifle any time after the beep.

10 RIFLE Staged safely  
 10 PISTOL Holstered  
 4+ Shotgun Staged safely



## Stage 5



Start at position of choice. Rifle can not be last.  
Must use 2 positions. Hand touching hat. When ready say: **Dead men tell no tales!**

ATB: If at "B" with **shotgun** engage targets in an **OUTSIDE, inside, OUTSIDE, inside.**

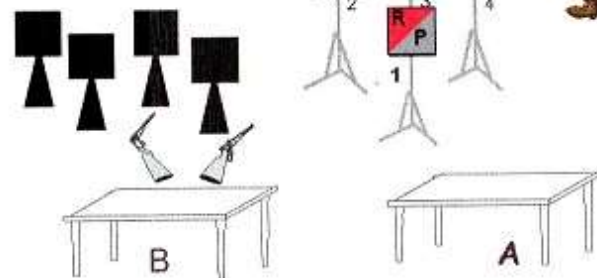
If at "A/B" with **Rifle** alternate with target 1 as follows: 1, 2, 2, 1, 3, - 3 - 1, 4, 4, 1.

Make rifle safe. With **Pistols**, repeat Rifle instructions..

## Stage 6



10 RIFLE Staged safely  
 10 PISTOL Holstered  
 4+ Shotgun Staged safely



Start at position & firearm of choice. Rifle can not be last. Must use 2 positions. Hands touching gun(s) of choice. When ready say: **Ahoy Captain Jack Sparrow, ya scurvy dog!**

ATB: At A or B, Engage the **Rifle** targets in a double tap horizontal sweep THEN dump 4 on the bottom target. Make Rifle safe any where.

At "B" engage **S/G** any order.

Engage **Pistol** targets using Rifle instructions.

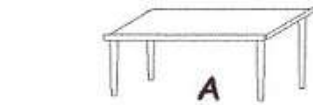
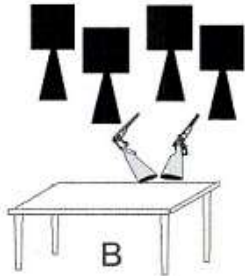
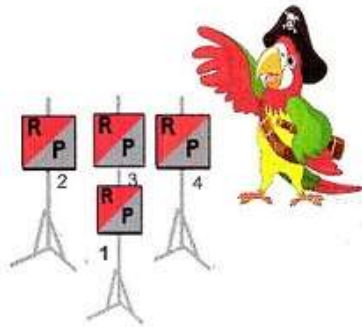
Note: Must use min 2 positions.



## Stage 4BU



10 RIFLE Staged safely  
10 PISTOL Holstered  
4+ Shotgun Staged safely



Start with **Rifle in hand** at position of choice.  
Must use 2 positions. When ready say: **This ain't Wikiki?**

ATB: With Rifle triple tap sweep, then single tap R1 for a total of 10 rounds. May start at either end.

With S/G--shoot any order until down.  
With Pistols use same instructions as rifle.

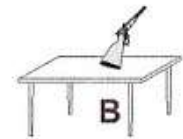
## STAGE 3BU



10 RIFLE staged safely  
10 PISTOL holstered  
4+ S/G staged safely



L1 L2 3 R4 R5  
Center



Start at Position of choice. Rifle can not be last.  
Must use 2 positions. Stage Rifle & S/G safely.  
Hands at sides. When ready say: **Ay matey, its time to swab the deck!**

Alternate starting with Rifle or pistol in this order: L1, then L2, L1, 3, L1 for 5 rounds, then R5, R4, R5, 3, R5 for 5 rounds. (Outside, inside, outside, Ctr, outside)

Same instructions for Pistols/Rifle.

Engage S/G targets until down any order.